

Module 1

Say "hello" to Scratch

1 Sample Solution

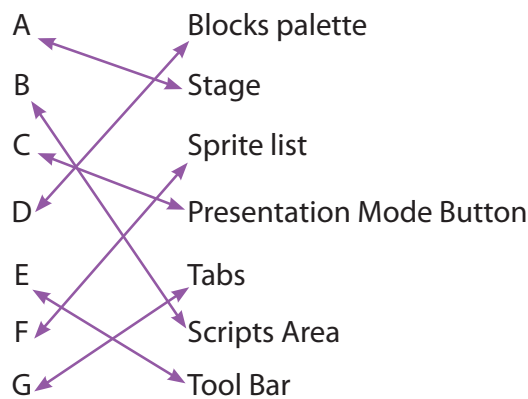
When the green flag is clicked the sprite will go to the position x:100 y:100 on the stage. The sprite will then pause for 1 second, move downwards by 200 steps, pause for .5 seconds, move left 100 steps and turn forward by 90 degrees. The sprite will glide for 1 second to the stage position x:0 y:0 and point facing in a forward direction.

2

Select can rotate button



3 The Scratch Interface Quiz



Playing With Pictures

1



Tell me what to do

- ① Sample Solution
 1. Buy a top up voucher in a shop or at a vending machine.
 2. Dial 1741 on your phone.
 3. Listen to the instructions.
 4. Enter the code on the voucher and press the # key on your phone.
 5. Listen for your new balance to make sure it's correct.
 6. Hang up.

- ② Sample Solution
 1. Making a cup of tea
 2. Brushing your teeth
 3. Playing a dvd

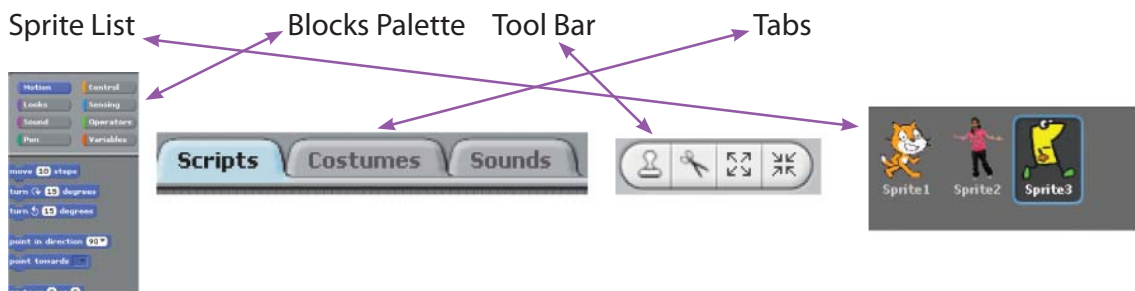
- ③ Sample Solution
 1. Begin on side A
 2. Take goat across to side B
 3. Return with empty boat to side A
 4. Take dog across river to side B
 5. Return with goat to side A
 6. Take cabbage to side B
 7. Return with empty boat to side A
 8. Take goat to side B
 9. END

Playing With Music

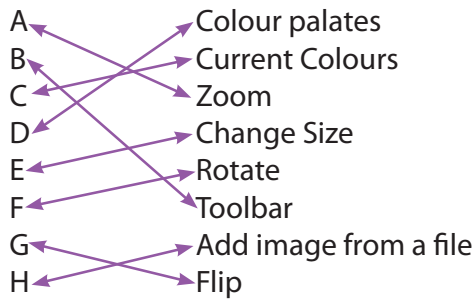


End of Module 1 Quiz

- 1 C.
- 2 B.
- 3 A.
- 4 D.
- 5 Match the following parts of the Scratch interface to the images



- 6 Match the letters from the diagram of the Scratch paint Editor to the correct description.



- 7 C.
- 8 A.
- 9 B.
- 10 B.